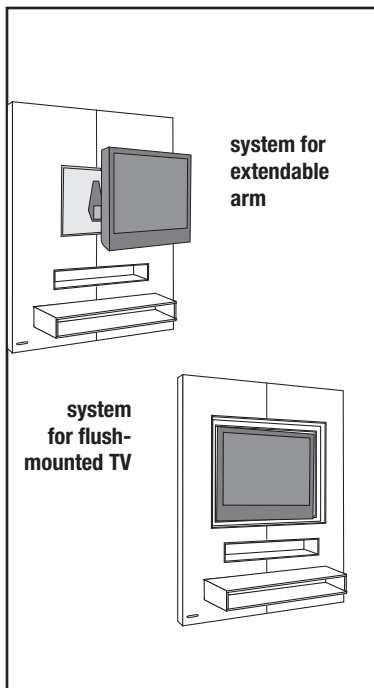


Wall panels to house TVs with flush-mounted system or extendable arm



Wall panels fit for use of TVs with two different ways of installation

- **flush mount**
- **extendable arm**



As an option, availability of LCD/Plasma Panel configurations as shown in the Price List without slot for TV frame (and accordingly, without the MDF Italia coupling device) or without prearrangement for extendable arm thus allowing the use of wall-mount LCD, or Plasma TV sets (with a suitable coupling system) without altering the functionality of the system (for ex., small opening for cable access etc.).

The LCD/Plasma TELEVISION PANEL system offers innovative advantages:

- through the panels, you can create new furnishing solutions of strong impact and functionality designed for LCD/Plasma TVs
- cable management at the back of the panel.

The wall panel system which incorporates open cabinets and shelving, comes in 5 configurations of great functionality and strong image.

This system makes use of two wall panels (H189) in various finishes and three lengths: 160 cm (80+80) for a TV set of about 40", 200 cm (100+100) for a TV set of about 50", and 240 cm (120+120) for a TV set of about 60".

According to the chosen option, the system has a standard equipment of open cabinets or shelving, CD or DVD holders, and small openings to provide access to the plugs.

The wall bar comes with pre-drilled holes so as to match the boards used to make

plasterboard walls (for example, every 60 cm in the EU). In this way, you have a 10 cm large hollow space off the wall (**which added to the 3 cm thickness of the panel gives a depth of 13 cm**) to provide access to the wires through pre-drilled holes, which can be also not at sight.

WALL PANELS

Shelves or open cabinets can be easily fixed to the panel, which is self-supporting and can bear heavy loads.

Thanks to adjusting devices, a correct installation is assured even in case walls are not completely flat.

Made from MD wood fibreboards in the following finishes:

- **matt micro goffered lacquering in white, anthracite grey**
- **clad with a natural anodized aluminium sheet**
- **matt veneered in ash grey oak:** multilaminar wood in grey oak finish (pre-composed)

Available lengths: 80,100, and 120 cm, thickness 30 mm, always in height 189 cm. With adjustable feet. They always come with a wall bar, and side and top closing panels in anodized aluminium or lacquered in the same finish of the wall panel. With a grey oak wall panel, the closing panel is in anthracite grey.

SHELVING UNITS

Made from laminate*, clad with polished aluminium.

The shelves in polished aluminium may have a different chromatic reflectance. This type of aluminium, used in the lighting engineering industry, features high-definition technical characteristics. The particular industrial process of oxidation on minimal thicknesses (micron) defines the quality of reflectance (DIN 5063/3) and of gloss (ISO7668), and can produce surface conditions which result in the optical phenomenon of iridescence. Based on the features of the light source and of the incidence on the surface, reflectance can result in different tonalities, sometimes pink, sometimes light blue. The same surface may have differences in reflectance. The shelves are 80,100,120 cm long, 30 or 43 cm deep, and 11 mm thick. Easy to install thanks to pre-configured panel slots made according to diagram. With side-by-side compositions, the shelving units come with invisible joints that assure their being perfectly flat.

OPEN CABINETS WITH SHELVINGS

Made from laminate clad with polished aluminium, thickness 11 mm. In lengths 80,100 and 120, height 15.6 cm, and depth 30 or 43 cm. Easy to install thanks to pre-configured panel slots.

FLUSH-MOUNTED CD HOLDER

Made from anodized aluminium, in length **80,100 and 120 cm** and height 12.5. Depth 11.5 cm. The 80 cm holder contains 46 pcs, the 100 cm holder 58 pcs, the 120 cm holder 70 pcs.

FLUSH-MOUNTED DVD HOLDER

Made from anodized aluminium in lengths **80,100 and 120 cm**, height 19.5 cm. Depth 11.5. The 80 cm holder contains 40 pcs, the 100 cm holder 51 pcs, the 120 cm holder 62 pcs.

SMALL OPENING FOR OUTLETS AND PC PLUGS

Made from anodized aluminium, in size 35x7, with removable door and gasket.

ADJUSTMENT

The system is provided with three simple and functional adjusting mechanisms:

- one in depth by means of an adjusting screw placed between the panel and the bar of galvanized sheet iron fixed to the wall, plus an adjustment device lying 5 cm above the ground;
- one in height (+25mm) with adjusting feet;
- one for alignment by means of a T-shaped joint for panels.

The side closing panel is provided with a small shim element to be used when the walls are not completely flat.

The adjustment mechanisms, comprising the vertical fixing device and the wall spacer, allow the unit to be perfectly flush and upright, and panels to be functional, strong and stiff at the same time.

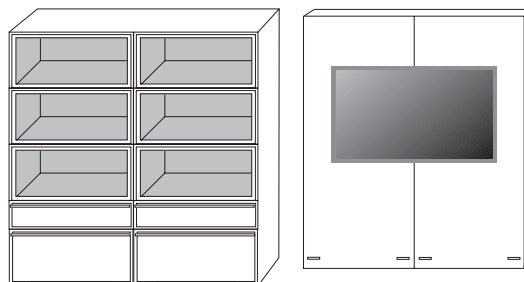
The cabinets are shipped assembled.

In the event of unit installation into niches, please contact our Sales Department to double-check dimensions and usable space.

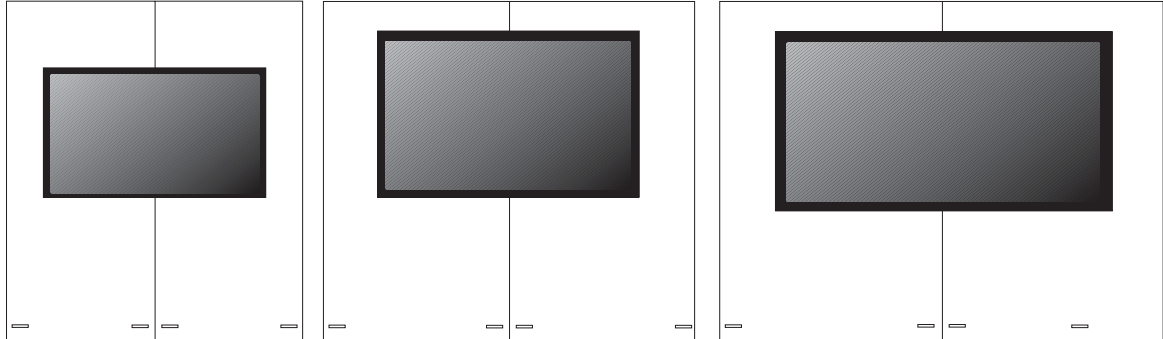
The LCD/Plasma Tv panel matches the dimensions of the stackable and modular Newcase units, thus creating functional solutions of strong image.

note

*Laminate, in kraft papers of true cellulose impregnated in thermosetting resin, atoxic and free of asbestos and chlorine, is in full compliance with the EU provisions related to the emission of free formaldehyde (Fira Institute certification). It is also self-extinguishing and antistatic.



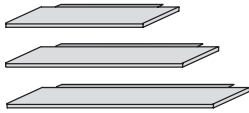
LCD/PLASMA TELEVISION PANEL units for composition



Wall panels incorporating the LCD/Plasma Television System With adjustable feet.

Height 189 cm. Thickness 3 cm. Length 160, 200, 240 cm.

PANELS ACCESSORIES: small opening for outlets




Shelves

Depth 30 or 43 cm.
Thickness 11 mm.
Length 80, 100, 120 cm.



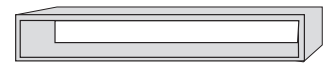
Flush-mounted CD holder

Depth 11.5, height 12.5 cm
Length 80, 100, 120 cm.



Flush-mounted DVD holder

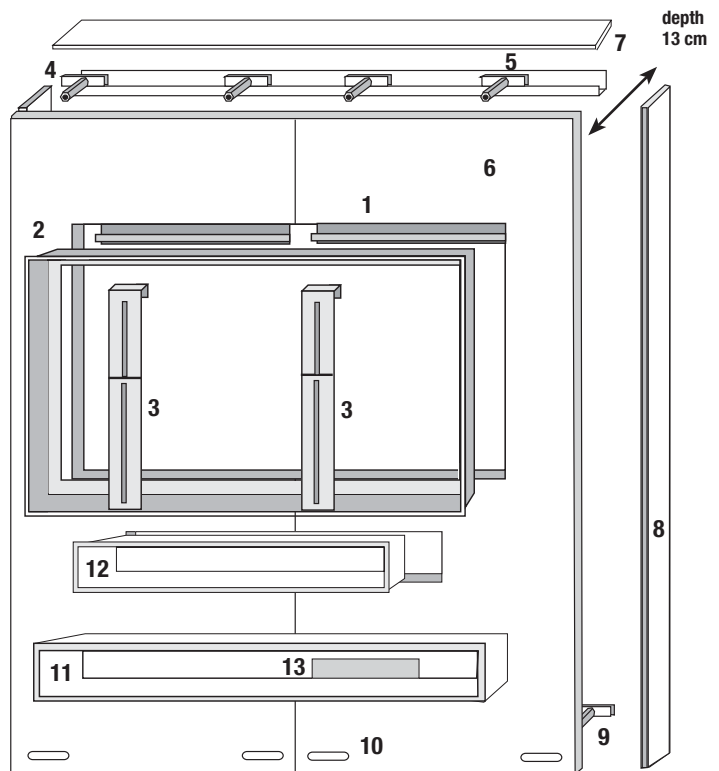
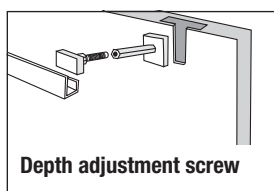
Depth 11,5, height 19.5 cm
Length 80, 100, 120 cm.



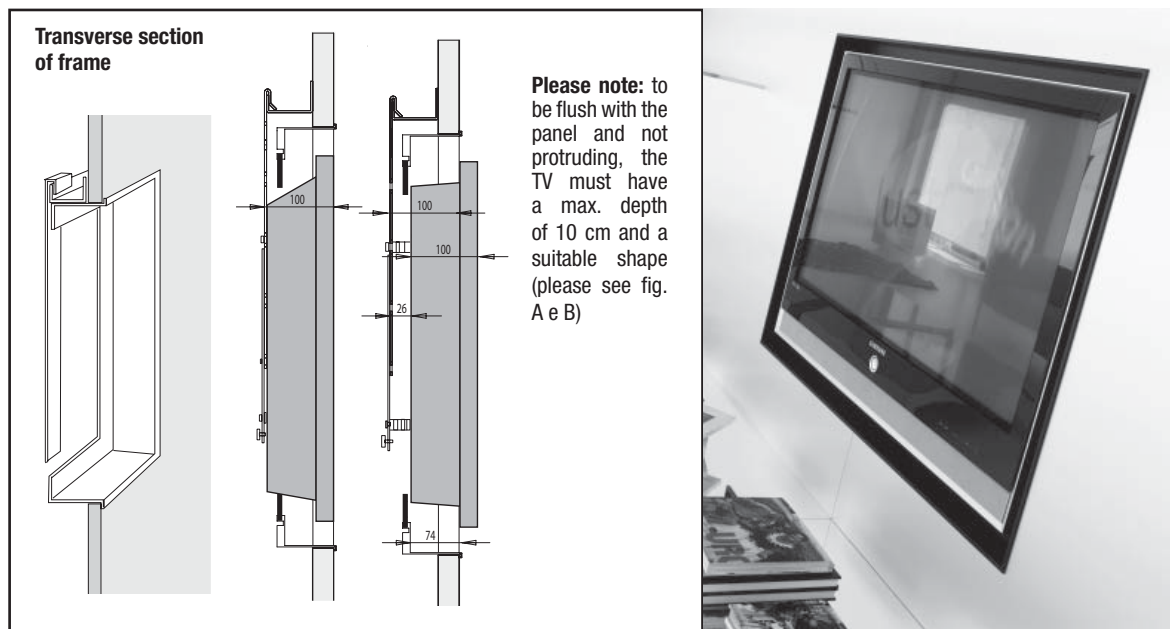
Open cabinets

Depth 30 or 43 cm, height 15.6 cm
Length 80, 100, 120 cm.

- 1 bar for TV frame brackets
- 2 TV frame
- 3 TV-supporting brackets and/or adapter
- 4 wall bar
- 5 depth adjustment device to fix to the panel
- 6 panel
- 7 top closing panel
- 8 side closing panel
- 9 depth adjusting screw
- 10 holes for foot height adjustment
- 11 open cabinet
- 12 flush-mounted DVD holder
- 13 small opening for plugs



LCD/PLASMA TELEVISION SYSTEM for Elevenfive 08-Elevenfive-LCD/Plasma Tv Panel



Box Random Elevenfive
PTP Sideboard
Aluminium Cabinets



LCD/PLASMA TV SYSTEM

Within the LCD/Plasma Television Panel MDF Italia have created the LCD/Plasma Television System.

SPECIFICATIONS

The flush-mounted LCD/Plasma Television System offers innovative advantages:

- the TV is fixed and flush-mounted into the panel with no need of breaking the wall.
Please note: to be flush with the panel and not protruding, the TV must have a max. depth of 10 cm.
- the LCD/PTV system makes use of all the LCD/Plasma Television Panel wall panels in their various sizes and finishes.

HOW TO INSTALL ON LCD/PLASMA TELEVISION PANEL

The MDF Italia fixing system is suitable for any type of LCD/Plasma TV. According to the TV sizes and the height chosen, the panels are pre-arranged for the flush-mount installation of the TV, for the installation of the closing frame in black aluminium (at each side 4 cm larger than the TV), and the fixing system.

The lower side of 160 and 200 cm large TVs lies about 80 cm from the ground, the lower side of 240 cm large ones lies about 72cm from the ground. In case of Tv sets of over 60", new structural solutions for extra large sizes will be finalized.

The system must always be placed between two panels. Once the TV-set is installed, the overall length of the two panels must allow to have a lateral limit band of at least 15 cm, including the 8 cm (4+4) of the closing frame.

Just to give an example: for a 50" Sony Plasma TV (code KEP50MRX1), in the following size: W157xH85.6xD10.8, the usable size is $157+4+4=165$ cm, so you need either two 100 cm long panels, or one of 120 and one of 80 cm.

Both in the purchase order and in the diagram you must always indicate the model of the TV and its code, the exact sizes (height, width and depth).

The slots in the panels, the closing frame and the fixing system are made according to the sizes given.

MDF Italia accepts no responsibility for a composition made with wrong sizes given.



TV EXTENDABLE ARM SYSTEM

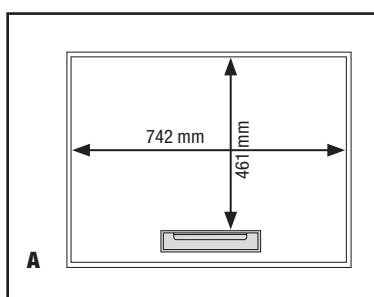
The MDF Italia Project Team have developed a Tv-supporting system capable of meeting the growing demand for innovation with LCD/plasma TVs.

This system can be used on all panels of Elevenfive, LCD/Plasma Panel and Highboard.

It is composed of a niche to house a TV, in size **75x57** cm and 59 mm in depth, made of black chipboard melamine-coated wood, thickness 20 mm. The panels sides are framed in anodized aluminium.

The niche is screwed to L-shaped brackets mounted on the rear of the panel.

Both the Tv arm specified in the Price List and any kind of similar systems you find on the market can be installed easily on the back of the niche with smaller dimensions than the usable ones (height 461 mm and length 742mm) as shown in fig. A.



HOW TO APPLY THE EXTENDABLE TV ARM

On Elevenfive panels

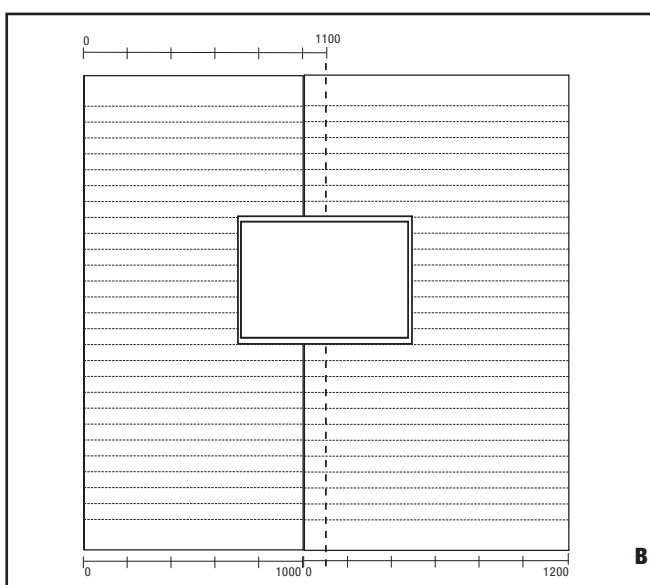
The niche is always positioned in between two panels.

The **vertical** position must match the slots provided for the shelvings (please see grid on page 2.24 of the Price List).

Shelvings and cabinets are to be positioned at a minimum distance from the cutout on the niche:

- no. 2 slots with TVs in height to 80 cm
 - no. 3 slots with TVs in height from 81 to 100 cm
 - no. 4 slots with TVs in height over 100 cm
- Horizontally**, the niche is **always** in the middle in-between two panels (no matter if of different size) so as to maintain an identical lateral limit band on both left and right (fig.B).

For customized positioning, please contact with the Sales Department.



On LCD/Plasma television panels

As a standard option, the two panels come with a cutout in the middle to fit in the niche.

On Highboard panels

The TV-support system can be applied only to the 150 and 200 cm large panels which will be provided with a cutout in the middle to fit in the niche as a standard option.

The panel must have a lateral limit band of at least 10 cm on the right and left, so as to ensure the TV to swing freely.

Specifications:

- By means of an adapter, it is suitable for any TV from 42" to 65" (EFW 6445 model). With TVs from 31" to 42", the model EFW 6345 is to be used
- Max. weight LCD/Plasma Tvs : 55kg
- Turn: 120°
- Tilt: 30°

To check the compatibility of your TV with the models of extendable arm specified in our Pricelist, it is highly recommended to check directly under www.vogels.com

Attention: we kindly ask you to make certain that the TV is compatible with the diagram configuration (distance with shelvings and cabinets) and the specified extendable arm.

If this is not done, MDF Italia will reject any responsibility.

ACCESSORIES

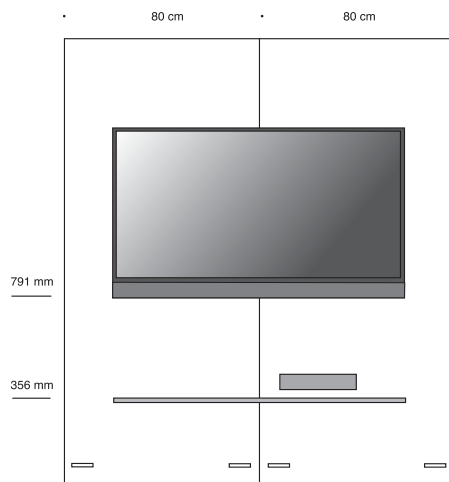
TV arm

by Vogel's, models EFW 6445 and EFW 6345.

The bracket, thanks to flexibility and freedom of movement, lets the screen tilt and turn for an optimal viewing experience.

Brackets in anthracite.

LCD/PLASMA TELEVISION PANEL



code

160 x 189 x 13/30 cm

- 2 80 cm panels
- 1 small opening for outlets
- 1 120 cm shelf

lacquered version 0215-004-100

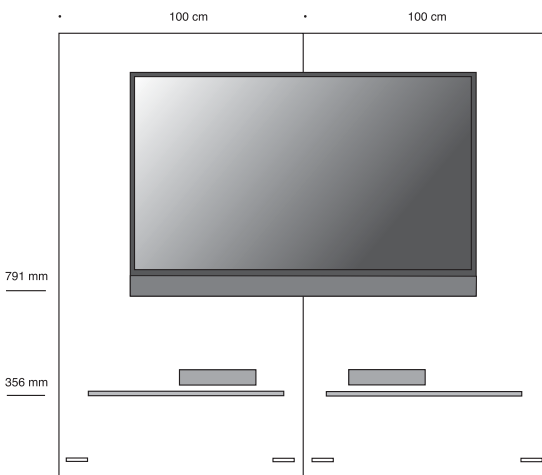
aluminium version 0215-004-101

oak version 0215-004-102

Extra charge for 43 cm deep shelf

Extra charge for built-in frame

Extra charge for niche to house Tv arm



200 x 189 x 13/30 cm

- 2 100 cm panels
- 2 small opening for outlets
- 2 80 cm shelves

lacquered version 0215-089-103

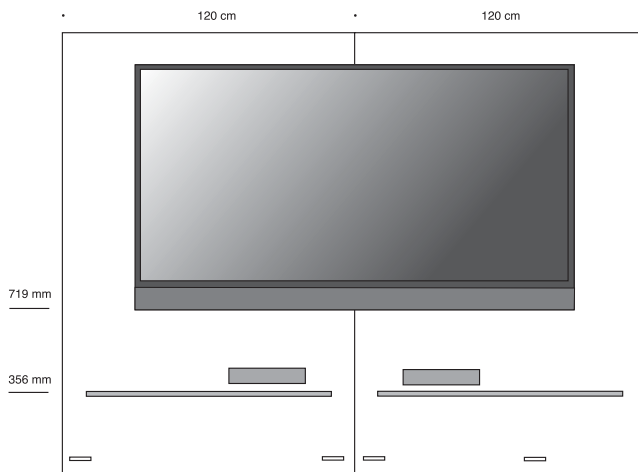
aluminium version 0215-089-104

oak version 0215-089-105

Extra charge for 43 cm deep shelves

Extra charge for built-in frame

Extra charge for niche to house Tv arm



240 x 189 x 13/30 cm

- 2 120 cm panels
- 2 small openings for outlets
- 2 100 cm shelves

lacquered version 0215-185-106

aluminium version 0215-185-107

oak version 0215-185-108

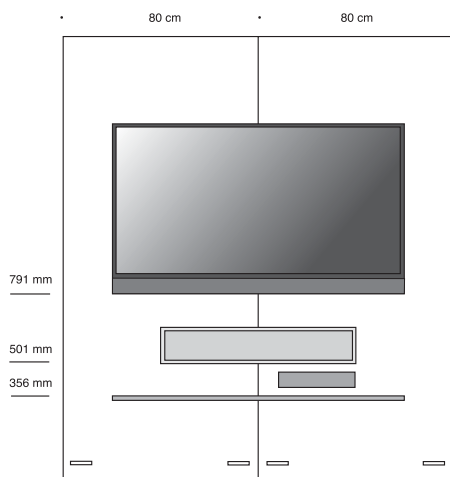
Extra charge for 43 cm deep shelves

Extra charge for built-in frame

Extra charge for niche to house Tv arm



LCD/PLASMA TELEVISION PANEL



code

160 x 189 x 13/30 cm

- 2 80 cm panels
- 1 small opening for outlets
- 1 120 cm shelf
- 1 80 cm CD holder (for CD case H 12.5)◆

lacquered version 0215-004-109

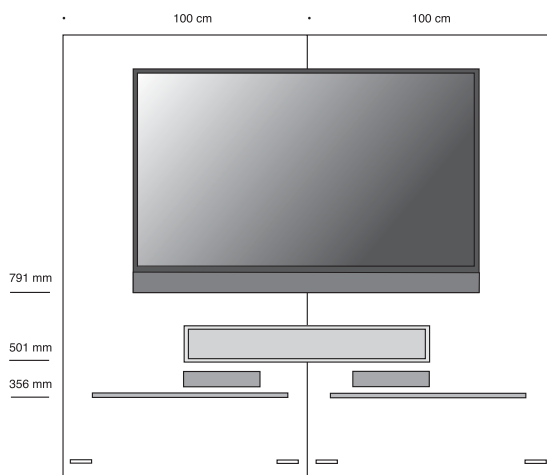
aluminium version 0215-004-110

oak version 0215-004-111

Extra charge for 43 cm deep shelf

Extra charge for built-in frame

Extra charge for niche to house Tv arm



200 x 189 x 13/30 cm

- 2 100 cm panels
- 2 small openings for outlets
- 2 80 cm shelves
- 1 100 cm CD holder (for CD case H 12.5)◆

lacquered version 0215-089-112

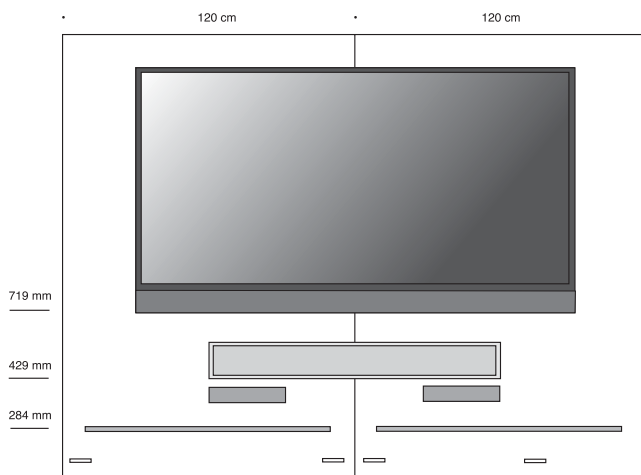
aluminium version 0215-089-113

oak version 0215-089-114

Extra charge for 43 cm deep shelves

Extra charge for built-in frame

Extra charge for niche to house Tv arm



240 x 189 x 13/30 cm

- 2 120 cm panels
- 2 small openings for outlets
- 2 100 cm shelves
- 1 120 cm CD holder (for CD case H 12.5)◆

lacquered version 0215-185-115

aluminium version 0215-185-116

oak version 0215-185-117

Extra charge for 43 cm deep shelves

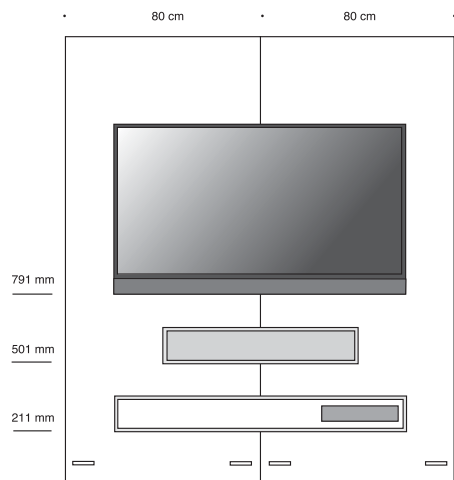
Extra charge for built-in frame

Extra charge for niche to house Tv arm

note

◆ No of contained CDs: 46 CDs in the 80 cm holder , 58 CDs in the 100 cm holder and 70 CDs in the 80 cm holder

LCD/PLASMA TELEVISION PANEL



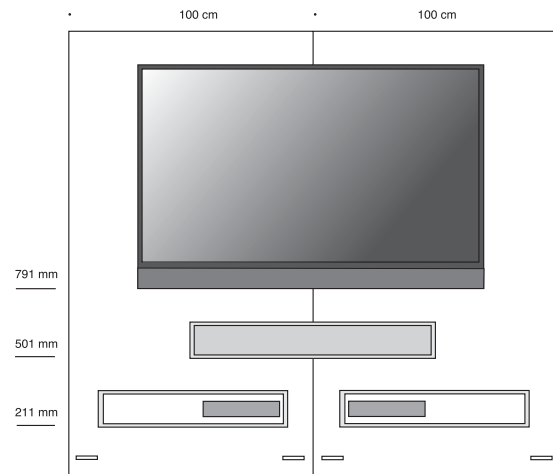
code

160 x 189 x 13/30 cm

- 2 80 cm panels
- 1 small opening for outlets
- 1 120 cm open cabinet
- 1 80 cm CD holder (for CD case H 12.5)◆

lacquered version	0215-004-118
aluminium version	0215-004-119
oak version	0215-004-120

Extra charge for 43 cm deep cabinet
Extra charge for built-in frame
Extra charge for niche to house Tv arm

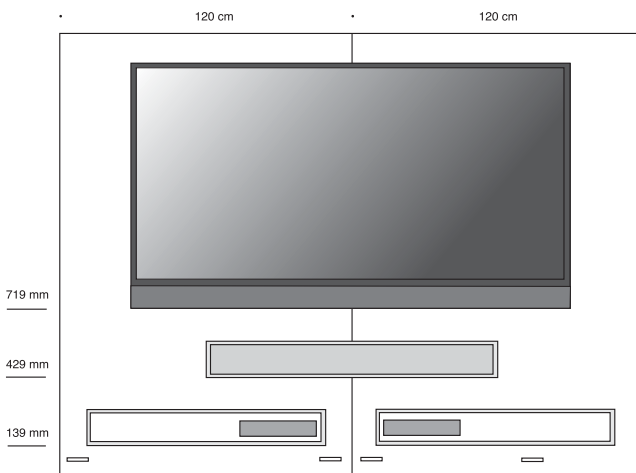


200 x 189 x 13/30 cm

- 2 100 cm panels
- 2 small openings for outlets
- 2 80 cm open cabinets
- 1 100 cm CD holder (for CD case H 12.5)◆

lacquered version	0215-089-121
aluminium version	0215-089-122
oak version	0215-089-123

Extra charge for 43 cm deep cabinets
Extra charge for built-in frame
Extra charge for niche to house Tv arm



240 x 189 x 13/30 cm

- 2 120 cm panels
- 2 small openings for outlets
- 2 100 cm open cabinets
- 1 120 cm CD holder (for CD case H 12.5)◆

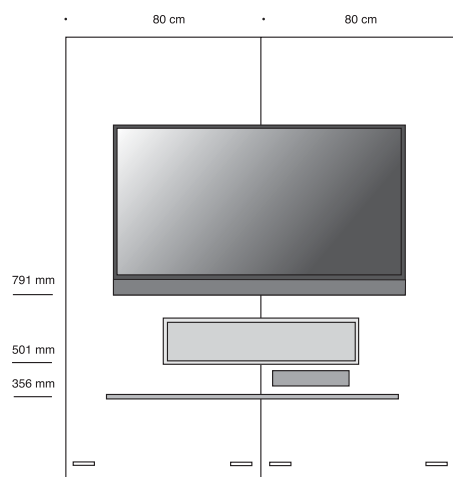
lacquered version	0215-185-124
aluminium version	0215-185-125
oak version	0215-185-126

Extra charge for 43 cm deep cabinets
Extra charge for built-in frame
Extra charge for niche to house Tv arm

note

◆ No of contained CDs: 46 CDs in the 80 cm holder , 58 CDs in the 100 cm holder and 70 CDs in the 80 cm holder

LCD/PLASMA TELEVISION PANEL



code

160 x 189 x 13/30 cm

- 2 80 cm panels
- 1 small opening for outlets
- 1 120 cm shelf
- 1 80 cm DVD holder (for DVD case H 19.2)◆

lacquered version 0215-004-127

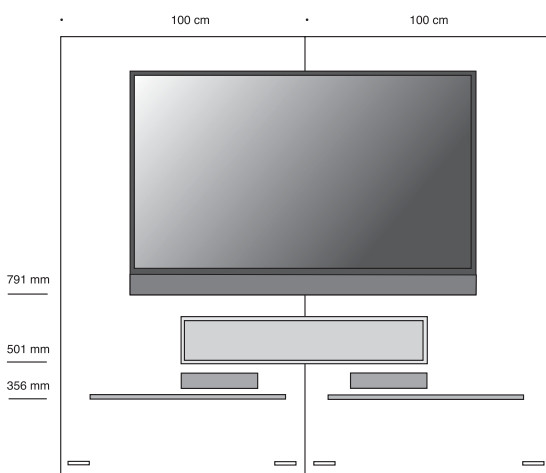
aluminium version 0215-004-128

oak version 0215-004-129

Extra charge for 43 cm deep shelf

Extra charge for built-in frame

Extra charge for niche to house Tv arm



200 x 189 x 13/30 cm

- 2 100 cm panels
- 2 small openings for outlets
- 2 80 cm shelves
- 1 100 cm DVD holder (for DVD case H 19.2)◆

lacquered version 0215-089-130

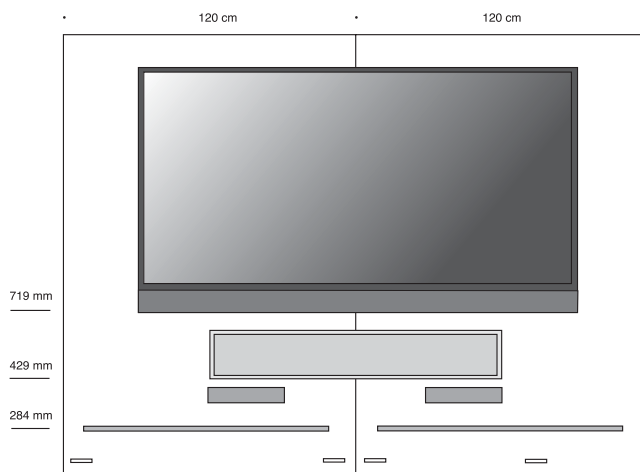
aluminium version 0215-089-131

oak version 0215-089-132

Extra charge for 43 cm deep shelves

Extra charge for built-in frame

Extra charge for niche to house Tv arm



240 x 189 x 13/30 cm

- 2 120 cm panels
- 2 small openings for outlets
- 2 100 cm shelves
- 1 120 cm DVD holder (for DVD case H 19.2)◆

lacquered version 0215-185-133

aluminium version 0215-185-134

oak version 0215-185-135

Extra charge for 43 cm deep shelves

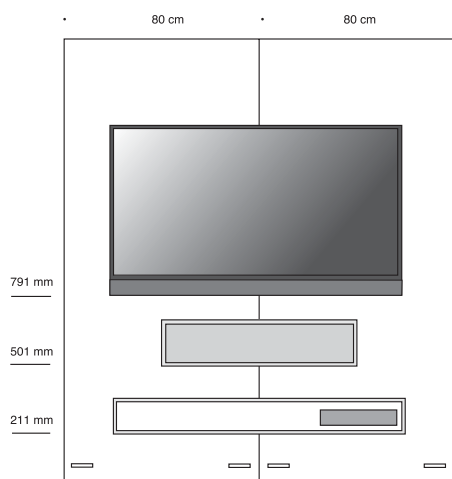
Extra charge for built-in frame

Extra charge for niche to house Tv arm

note

◆ No of contained DVDs: 40 CDs in the 80 cm holder , 51 CDs in the 100 cm holder and 62 CDs in the 80 cm holder

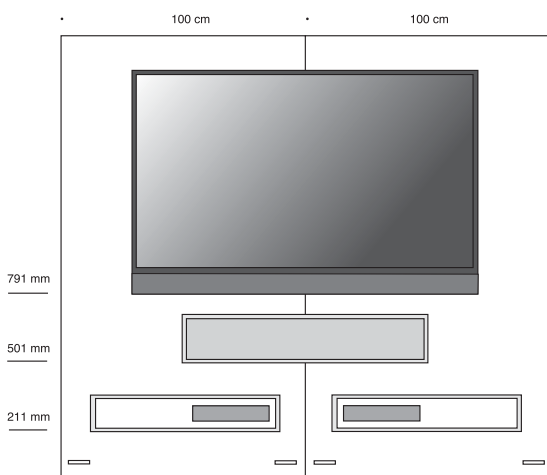
LCD/PLASMA TELEVISION PANEL



code	
160 x 189 x 13/30 cm	
2	80 cm panels
1	small opening for outlets
1	120 cm open cabinet
1	80 cm DVD holder (for DVD case H 19.2)◆

lacquered version	0215-004-136
aluminium version	0215-004-137
oak version	0215-004-138

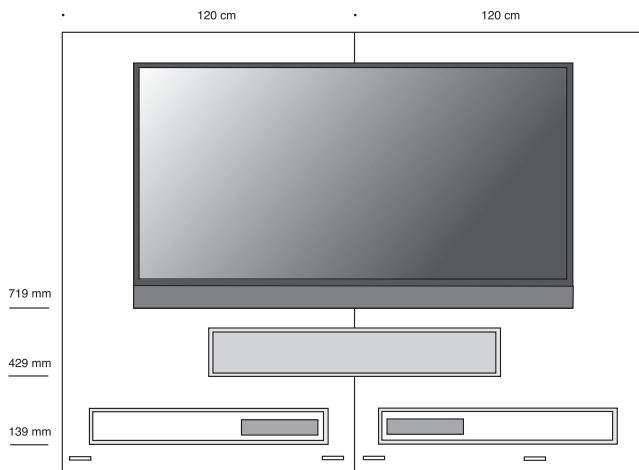
Extra charge for 43 cm deep cabinet
Extra charge for built-in frame
Extra charge for niche to house Tv arm



200 x 189 x 13/30 cm	
2	100 cm panels
2	small openings for outlets
2	80 cm open cabinets
1	100 cm DVD holder (for DVD case H 19.2)◆

lacquered version	0215-089-139
aluminium version	0215-089-140
oak version	0215-089-141

Extra charge for 43 cm deep cabinets
Extra charge for built-in frame
Extra charge for niche to house Tv arm



240 x 189 x 13/30 cm	
2	120 cm panels
2	small openings for outlets
2	100 cm open cabinet
1	120 cm DVD holder (for DVD case H 19.2)◆

lacquered version	0215-185-142
aluminium version	0215-185-143
oak version	0215-185-144

Extra charge for 43 cm deep cabinets
Extra charge for built-in frame
Extra charge for niche to house Tv arm

note

◆ No of contained DVDs: 40 CDs in the 80 cm holder , 51 CDs in the 100 cm holder and 62 CDs in the 80 cm holder

